

COMPOSTING

Mandatory State Law









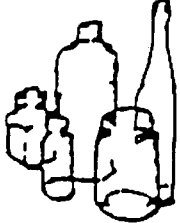
The law prohibiting Compost from being landfilled with regular household trash went into effect on March 28, 1995. Compost must be prepared as described below and free of trash.

Proper Preparation of Compost Materials

The Compost is picked up separately from the trash, using a different vehicle, beginning the 1st of April and ending the 30th of November.

1. **Yard trimmings and brush:** Should be bundled securely with twine in lengths of 48" or less and 2" inches in diameter or less.
2. **Grass clippings and leaves:** Should be placed in Brown Kraft bags or 30 gallon garbage containers that are clearly marked "Compost or Yard Waste". It should not weigh more than 50 lbs. No plastic bags of any kind will be accepted.
3. **Christmas Trees:** Christmas trees will be composted on your regular pick up day the 1st and 2nd week of each New Year.

RECYCLABLE MATERIALS PREPARATION GUIDE

	ITEM (Pictured)	YES	NO	HOW
Place together in brown paper grocery bag	NEWSPAPERS and PHONE BOOKS 	<ul style="list-style-type: none"> • Newspapers • Newspaper inserts • Phone books • Glossy magazines 	<ul style="list-style-type: none"> • No plastic wrappers, metal or board inserts • No product samples • No plastic/metal • No plastic windows 	<ul style="list-style-type: none"> • Stack neatly in brown paper bag to avoid fly away • Keep materials clean
	MAGAZINES/JUNK MAIL 	<ul style="list-style-type: none"> • Glossy catalogs • Glossy flyers • Glossy brochures • Envelopes 		<ul style="list-style-type: none"> • Remove and discard non recyclable materials
	MIXED OFFICE PAPER 	<ul style="list-style-type: none"> • Letters, photo copies & scratch paper • Computer paper 		<ul style="list-style-type: none"> • You can mix all paper together in one bag
	BOX BOARD 	<ul style="list-style-type: none"> • Cereal boxes • Dry food boxes • Shoe boxes/tissue boxes • Paper towel rolls 	<ul style="list-style-type: none"> • No laundry soap or frozen food boxes • No wax coatings-milk and juice cartons-others • No plastic windows, metal strips, foil 	<ul style="list-style-type: none"> • Remove and discard liners, cellophane windows, strips • FLATTEN all boxes • Place all boxboard neatly into brown paper bag or bundle tightly with string
	CORRUGATED 	<ul style="list-style-type: none"> • Brown paper bags • Corrugated is two layer board with wavy middle layer 	<ul style="list-style-type: none"> • No wax coated boxes • No food contamination • No wood/foam supports 	<ul style="list-style-type: none"> • FLATTEN all boxes • Tape & Staples OK • Bundle and tie corrugated cardboard in 3'x4' sections • Clean
	ALUMINUM AND TIN 	<ul style="list-style-type: none"> • Aluminum and tin food cans – rinsed • Foil pie plates and food trays – rinsed • Tin lids and can ends – rinsed • Lined cans OK • Empty Aerosol Cans 	<ul style="list-style-type: none"> • No large items or scrap metal • No coated foil wrappers • No dirty metal • No unrinsed food containers 	<ul style="list-style-type: none"> • Clean • Remove paper labels • Remove ends • Flatten as much as possible
Place loose in recycling bin	PLASTICS 	<ul style="list-style-type: none"> • Plastic container labeled  on the bottom • Milk jugs – rinsed • Detergent bottles/rinsed 	<ul style="list-style-type: none"> • No automotive oil containers • No medical items • No foam insulation or packing peanuts • No unrinsed plastics • NO LIDS OR CAPS – DISCARD 	<ul style="list-style-type: none"> • Clean • Remove lids and caps and discard • Crush if possible • Labels OK
	GLASS 	<ul style="list-style-type: none"> • Clear, green, brown only – rinsed • Unbroken jars and bottles – rinsed • Rinsed container glass only 	<ul style="list-style-type: none"> • No plate glass, light bulbs, mirrors, or beverage glasses • No ceramics or cook ware • No frosted, blue or black bottles • REMOVE CAPS & LIDS 	<ul style="list-style-type: none"> • Clean • Labels OK • Remove lids and caps – discard plastic • Metal lids OK when separated

WASTE MANAGEMENT 1-800-796-9696

FOR ADDITIONAL RECYCLING BINS CALL YOUR TOWNSHIP OFFICE